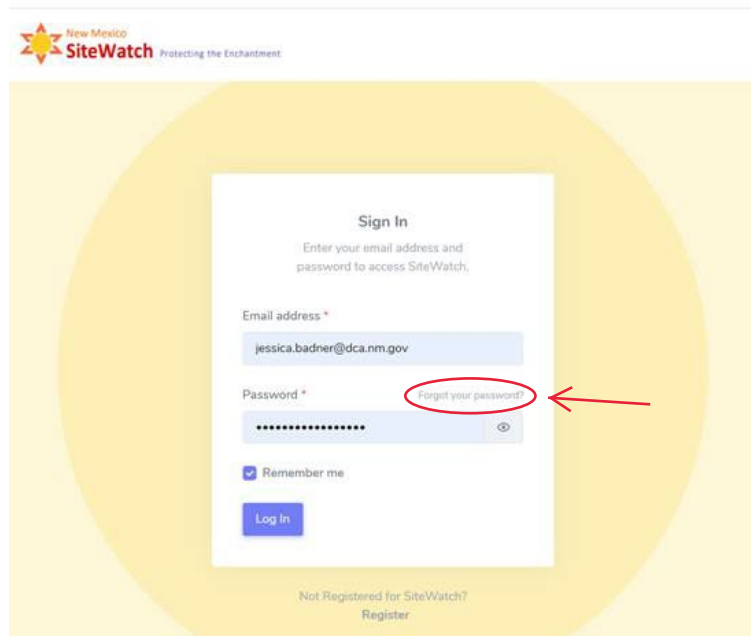


# Drat! I Forgot My Password

I know, it's frustrating. It happens to most of us. Calling SiteWatch won't do much good, your password is only accessible to you. If you have the email address that you logged in with, you are golden.

1. Go to the log in page <https://sitewatch.nmhistoricpreservation.org/login>
2. The password isn't working.  
Fine. Go to **Forgot your Password?**



New Mexico  
**SiteWatch** Protecting the Enchantment

**Sign In**  
Enter your email address and password to access SiteWatch.

Email address \*  
jessica.badner@dca.nm.gov

Password \*  
.....  
[Forgot your password?](#)

Remember me

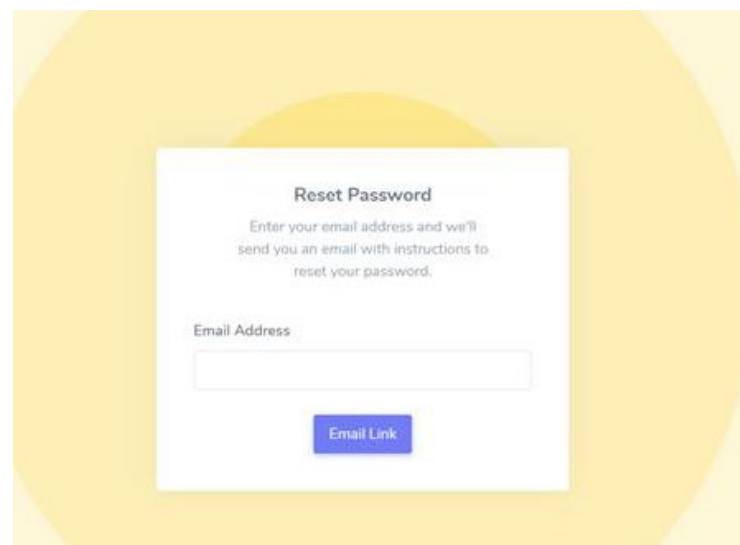
**Log In**

Not Registered for SiteWatch?  
Register

3. Enter the same email address you used for your original log in. Hint: you can try more than once if you are not sure.

## Reset Password

Email your email address and we'll send you an email with instruction to reset your password.



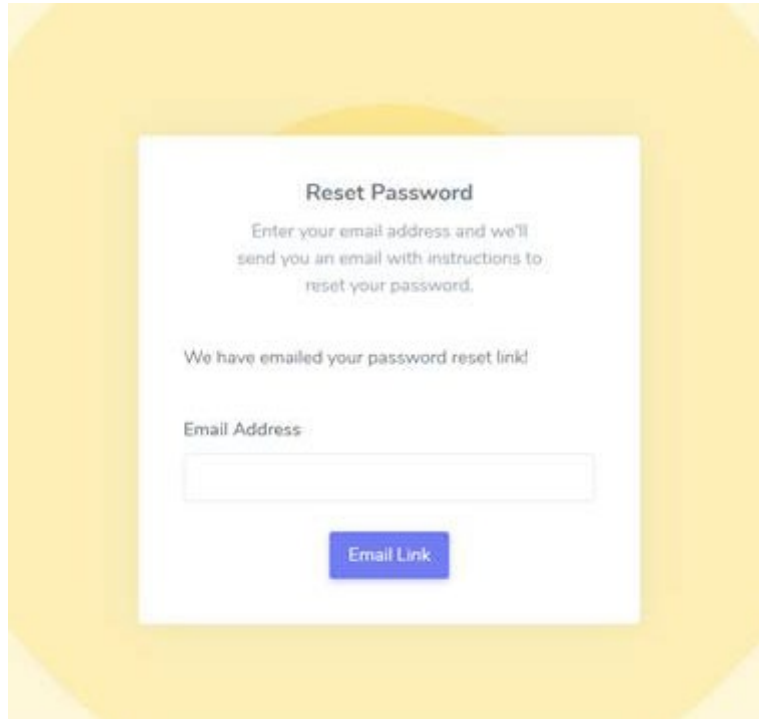
**Reset Password**  
Enter your email address and we'll send you an email with instructions to reset your password.

Email Address  
.....

**Email Link**

4. Once you see this message:

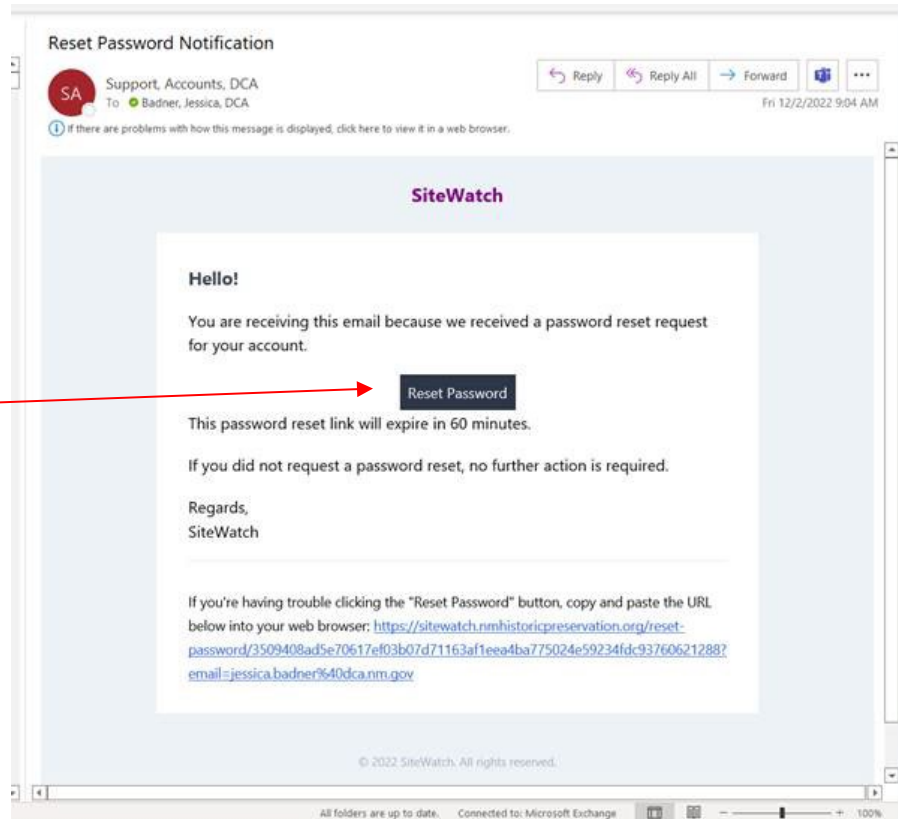
We have emailed your password reset link!



5. Go to your email.

You will receive an email from *Support, Accounts, DCA* Subject: *Reset Password Notification*.

Click on “Reset Password”

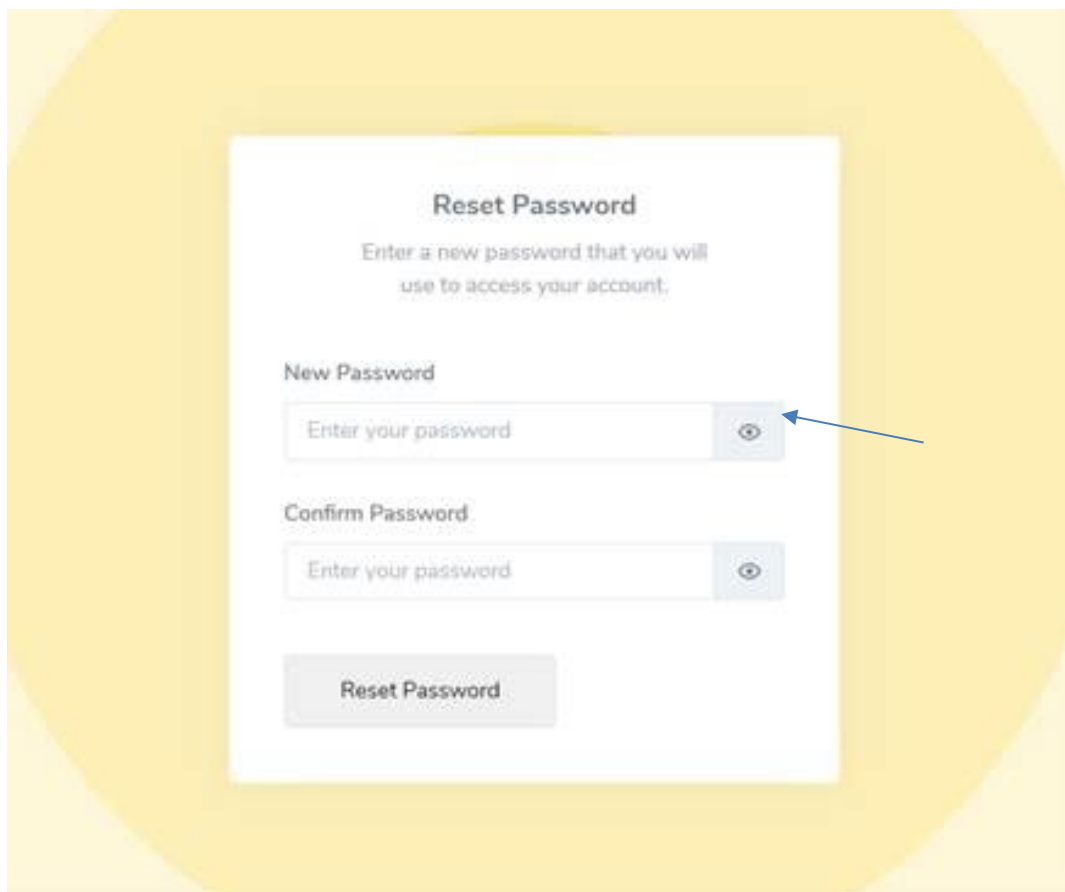


6. Pop in your “new” password, which you will enter twice.

It must include:

- 12 places
- At least 1 UPPER and lower case letter
- 1 number
- 1 symbol (!@#\$%^&\* .?)

You can use the eyeball to see it and you can copy and paste the first in into the second confirmation field. Now press “reset Password” and presto, you are in! You will be rocked back into the reporting database.



The image shows a 'Reset Password' form on a yellow background. The form has a title 'Reset Password' and a subtitle 'Enter a new password that you will use to access your account;'. There are two input fields: 'New Password' and 'Confirm Password', both with the placeholder text 'Enter your password'. Each field has a small grey button with an eye icon to its right, used for toggling password visibility. A blue arrow points to the eye icon in the 'New Password' field. Below the fields is a 'Reset Password' button.

**If this doesn't work:** You have probably entered an email that is not on file with SiteWatch. If you can't come up with your email, SiteWatch will have to verify it's you to grant access. Please contact your Chapter Coordinator, they know you best and will work with the SiteWatch Coordinator to resolve the issue.